

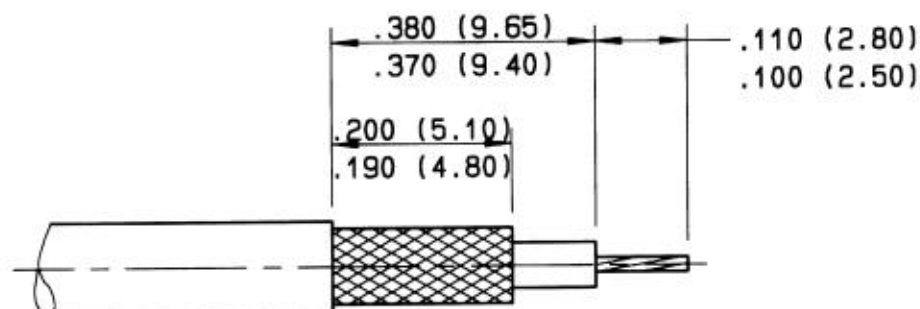
Series  
DSX

SIZE 1 COAXIAL CONTACT 90° STYLE  
FOR DOUBLE SHIELDED RG316  
WIRING INSTRUCTIONS

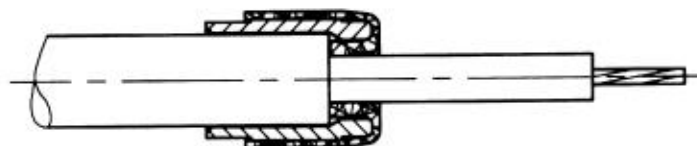
Issue:  
29 JAN 98

Page  
1 / 1

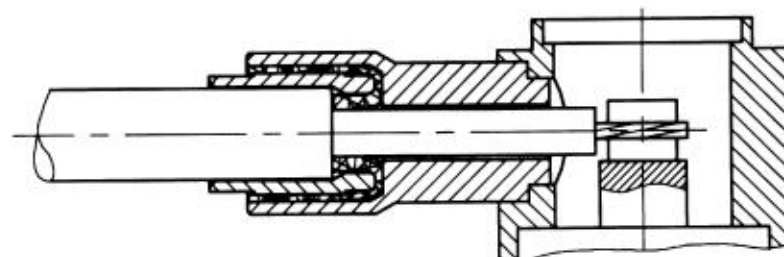
STEP 1:  
TRIM CABLE TO DIMENSIONS SHOWN.



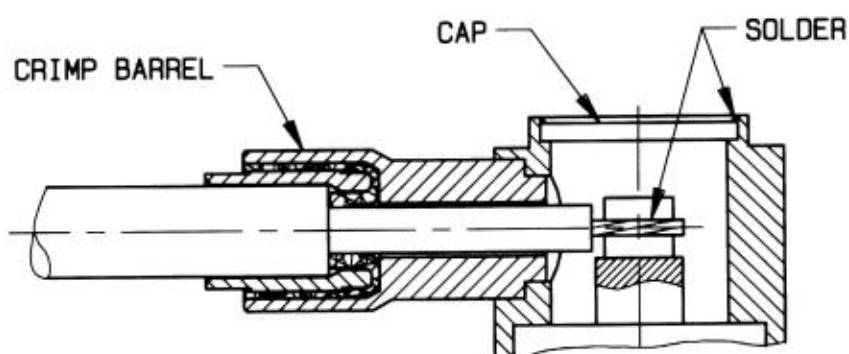
STEP 2:  
SLIDE FERRULE ON BRAID UNTIL IT BUTTS AGAINST  
OUTER JACKET  
COMB BRAID UNTIL ALL STRANDS ARE STRAIGHT  
FOLD BACK BRAID OVER FERRULE



STEP 3:  
INSERT CABLE SUB-ASSY INTO OUTER CONTACT UNTIL  
IT BUTTS  
CRIMP BARREL  
CRIMPING TOOL: M22520/5\_01  
DIE M22520/5\_05 HEX: B



STEP 4:  
SOLDER CENTER CONDUCTOR IN CENTER CONTACT SLOT  
SOLDER CAP ONTO OUTER CONTACT



This information is given as an indication. In the continual goal to improve our products, we reserve the right to make any modifications judged necessary.

4112-9610

CREATION				
PEN: 92037				
NOM: JP MACARI				
DATE: JUNE 12 92				
APPR.: /	01/29/98	VISONEAL DRAWING	GOMBERT	JACOB
	Issue	Revisions	Name	Approved

**RADIALL**<sup>®</sup>

101, rue Philibert Hoffmann Z.I. Ouest  
93116 ROSNY/BOIS Cedex (France)  
Tl.: 01 49 35 35 35  
Fax.: 01 48 54 63 63  
Tlx: RADIA 235220